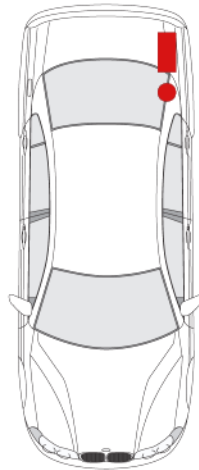


Before installing your DSP kit.

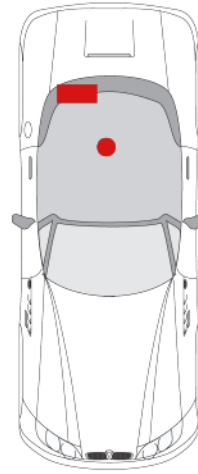
1. **Make sure to disconnect your vehicle's battery before installing the DICE iPod Kit.** Failure to do so may result in damage to electrical components. The DICE iPod Kit may not function or will function improperly if the battery is not disconnected before installation. Disconnecting the fuse is not the same as disconnecting the battery.
2. Check to see if your vehicle has DSP (Digital Signal Processing).
 - To see if your vehicle has DSP look for a bare metal coax cable and a 3-pin connector. See "Connector Location" to see where the cables are located in your vehicle. If you do not find a coax cable and find a 6-pin connector along with a 3-pin connector your vehicle does not need this DSP kit (except X3).
 - If you have a factory CD-changer installed check the connections for a 3-pin and coax input. If it has a 3-pin and a 6-pin input, your vehicle does not need this DSP kit.

Connector Location

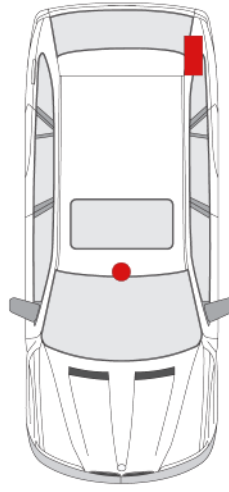
- 3-Pin connector
- DSP Amplifier



BMW 5 Series and X5



BMW Z4



BMW X3

Connection Diagram

